

BLS BAND

6th, 7th, 8th Grade Band . . . 2020-2021

Lauren.tucker@alterhs.org
(937) 428-5328 (my office
phone at Alter HS)

THIS IS COOL!

Check out what goes on in the human brain while playing an instrument! Awesome stuff!

“How Playing An Instrument Benefits Your Brain”

<https://www.youtube.com/watch?v=R0JKCYZ8hng>



BE A PART OF THE BLS BAND!

Dear Parents:

I hope everyone had a wonderful summer! I am looking forward to seeing all of the band students again! Time to locate those instruments and dust off the Essential Elements books. ☺ Now that the school year is underway, we are ready to begin band with the necessary safety measures in place!

Attached is the band registration form for the 2020-2021 school year. You are welcome to fill it out, scan, and email back to me if that is easier. You can also send it in to the BLS office with your student.

Your student's continued participation in band is a wonderful investment in his/her future success. I've included a few resources to help you continue to support your student in their instrumental music education. Check out some of the cool videos and websites listed to confirm just how cool your student musician is! The band program at BLS is proudly provided by Alter High School. Alter's collaboration with area Catholic elementary schools, including BLS, supports a strong foundation of instrumental music education in our community. Our mission is to provide high-quality instrumental music education that enhances student opportunities through middle school, high school, and beyond. Bishop Leibold band students have continued performing in the bands of Bishop Fenwick, CJ, Alter, and Miamisburg High Schools, to name a few.

Also, please be sure to read through the additional safety protocols that will be in place for this year's band classes.

Have a few questions? Check out some frequently asked questions and their answers below!

Q: When does band class meet this year?

A: We will still meet twice each week, 45 minutes each class. I will have a confirmation of specifics soon! It looks like we will be able to meet during each student's music/specials class time and one extended lunch/band period.

Q: When will band classes begin?

A: We are planning to start having band classes the week of September 28.

Q: How much does it cost to be in band?

A: The cost of the program is \$200.00 per student enrolled. If you have more than one student enrolled in the program, the cost is \$150 for each additional student. This is an annual fee and is payable in 1 or 2 payments. This fee does

not include instrument rental or purchase, instrument supplies, or music books.

Q: What supplies does my child need to be in band?

A: Students will need:

- Instrument and necessary equipment (see page 3 of this packet for details)
- Book: Essential Elements Book 2 (for the specific instrument chosen)
- Folder with 5-10 sheets of notebook paper (keep inside the folder)
- Pencils

Have more questions?

Contact me at the information at the top of the page.

**NEED AN INSTRUMENT?
DOES YOUR INSTRUMENT
NEED SERVICE OR REPAIRS?
NEED SUPPLIES?**

We typically work with Hauer Music in Centerville. Instruments may be rented from Hauer or other music stores in the area.

You are also welcome to utilize instruments borrowed from family/friends, as long as they are in appropriate working condition.

Instrument supplies and the Essential Elements books are also available at most area music stores. If you wish to contact Hauer Music, their web site is listed below. Our representative's name is Brad. Please mention you are with the Alter Elementary Band Program for assistance getting the correct materials.



www.hauermusic.com/

Instrument Demonstrations

Students may select from the following instruments in the BLS band classes:

Woodwinds: *flute, clarinet, saxophone*

Brass: *trumpet, French Horn, trombone, baritone*

Percussion: *all students will continue with snare drum, and bells, as well as bass drum, and other auxiliary percussion instruments*

Bass Guitar: *students will begin utilize individual notes, notation, and melodic bass lines as well as chords and reading tab*

Check out this video to see each instrument in action!

<http://vimeo.com/81811263>



BAND PERFORMANCES

Band students will get to show off their skills in several performances during the year. BLS band students will perform at the BLS Christmas program in December and the BLS Sprint program in May as well.*

**Due to the current COVID-19 pandemic, live performances and concerts may be on hold. However, we will set up live performances as soon as we are able to do so. Each student will have several opportunities to perform for family and friends via video or virtual platform during the fall semester. More details to follow after we get started.*

Our area high schools, private and public, also typically offer opportunities for elementary and middle school students to join their high school band students for performances and events. I will share those as I receive information about them, or you may contact the band director at a specific high school to learn about the opportunities they offer.

Why Join Band?

Music education is more than just playing an instrument. It provides a high level learning environment for students to be creative, learn to read and communicate in a different language, explore culture and art at a deeper level, and develop skills and abilities that can be enjoyed for a lifetime! Each student will be challenged to use the creative side of his or her brain while, at the same time, learning to communicate in the language of music.

<https://vimeo.com/81811262>



More great video resources!

<http://www.musicforall.org/who-we-are/advocacy/why-music-why-band>






<https://www.dosomething.org/facts/11-facts-about-music-education>



<http://www.pbs.org/parents/education/music-arts/the-benefits-of-music-education/>



<p>To sign up for band . . .</p>	<p>Complete the registration from on the back page of this packet. Turn in to the school office or your teacher, or you may scan and email it to Mrs. Tucker at lauren.tucker@alterhs.org.</p>
<p>Decide what instrument to play . . .</p>	<p>Choose which instrument you would like to play (or continue playing what you've already started). Rent, purchase, or borrow an instrument in good working condition. You may contact Hauer Music to try a few instruments if you are undecided. Please email Mrs. Tucker if you have questions about acquiring an instrument. Lauren.tucker@alterhs.org</p>
<p>Purchase the band book . . .</p>	<div data-bbox="516 359 683 575" data-label="Image"> </div> <p>All band students in 6th, 7th, and 8th grade will need to purchase the band book for the instrument he/she has selected. The book is: Essential Elements for Band, book 2 (be sure to purchase for the specific instrument). The book is available at most local music stores, on amazon.com, and several other online retailers found via web search.</p>
<p>Purchase the required accessories for your instrument . . .</p>	<p>Some instruments have specific accessories (in addition to the instrument) needed to play the instrument, so do not. What you need for each instrument is below:</p> <p>FLUTE: cleaning cloth to clean the inside of the instrument (a handkerchief or bandana are the perfect size, a used/old one is fine as long as it is clean)</p> <p>CLARINET: reeds, size 2 ½ or 3 (buy at least 5 reeds to start with, or they usually come in a box of 10) Rico and Vandoren are good brands to start with. Available at most music stores, amazon.com, and many other online retailers found via web search.</p> <div data-bbox="1360 842 1490 1083" data-label="Image"> </div> <p>SAXOPHONE: reeds, size 2 ½ or 3 (buy at least 5 reeds to start with, or they usually come in a box of 10) Rico and Vandoren are good brands to start with. Available at most music stores, amazon.com, and many other online retailers found via web search.</p> <div data-bbox="1279 1136 1523 1409" data-label="Image"> </div> <p>TRUMPET: valve oil (the instrument MAY come with a small bottle to begin with). Any brand is fine, available at most music stores, amazon.com, and many other online retailers found via web search.</p> <div data-bbox="1386 1499 1458 1682" data-label="Image"> </div> <p>TROMBONE: slide oil or slide cream. Superslick is a good brand to start with, but any brand is fine, available at most music stores, amazon.com, and many other online retailers found via web search.</p> <div data-bbox="1252 1766 1328 1955" data-label="Image"> </div> <div data-bbox="1386 1787 1528 1927" data-label="Image"> </div>

	<p>BARITONE/EUPHONIUM: valve oil (the instrument MAY come with a small bottle to begin with). Any brand is fine, available at most music stores, amazon.com, and many other online retailers found via web search.</p>  <p>PERCUSSION: percussion students should rent a snare and bell kit (it will come with a snare drum, stand for the drum, practice pad, small xylophone, stand for the xylophone, and xylophone mallets). Students will also need a pair of drum sticks (some rental kits may come with them, some will not).</p>  <p>BASS GUITAR: electric bass may need cords and a small amp, depending on your specific guitar</p> 
<p>Gather a few additional class supplies . . .</p>	<p>All band students will need a folder designated for band class, 5-10 sheets of notebook paper in the folder, pencils.</p> <p>Students (woodwind and brass only) will also need an EXTRA MASK that is designated specifically for band class. We will cut a small slit in the mask to allow student access to their instrument mouthpiece. Please see “safety protocols” section on page 5/6 for additional details. I know, I know . . . sounds odd, but it’s effective if done correctly. 😊</p>
<p>Optional accessories . . .</p>	<p>Other accessories are available and completely optional, not required:</p> <ul style="list-style-type: none"> • Cleaning kit for instrument • Folding music stand • Other music and song books
<p>Online and virtual supplements to band classes . . .</p>	<p>The band book that we use also comes with an online access that is included with the book purchase, no additional charge. Once we get classes started, we will get all students set up with their online account to be able to access the website features. We will use the online features in conjunction with class, to support at-home practice, and to allow students who are learning from home to continue with band class instruction.</p>
<p>About Mrs. Tucker</p>	<ul style="list-style-type: none"> • I have two Tucker kiddos at BLS, a Mr. Tucker at Alter HS (he’s the band director there, we met in college music classes), and a Frank (mini long-haired dachshund) at home who still chews on more things than he is allowed to. <ul style="list-style-type: none"> • I love to scrapbook, read, and drink iced coffee even in the winter. • I started playing the flute in 5th grade and have continued ever since, learned all (well, most) instruments for my degree in college, and have a music education degree from the University of Kentucky. • I’ve been teaching band, orchestra, and choir for 20 years, and have also taught in Kentucky, Arizona, North Carolina, and Florida.

Band Class Expectations and Safety Procedures

Instruments:

- Instruments need to go home every week and come back to school the next week for band classes.
- Instrument care: instruments can and will last a long time and retain their value if taken care of properly!
 - Do not play another student's instrument, only your own.
 - Do not leave instruments leaning against furniture or wall, or in high traffic areas where they may be stepped on/sat on/kicked or otherwise damaged
 - Store your instrument in its case when not using it. Be sure case is latched or zipped.
 - Water can damage parts of most instruments. We will cover proper ways to clean instruments soon. Do not use cleaning products on instruments.

Assignments:

- Each class, students are given an exercise or music to practice and prepare for the next class. Students are expected to practice these exercises or portions of music for a minimum of 15 minutes, 2 times a week. Additional practice time will increase student skill and musical achievement.
- Students will perform for each other individually and in small groups during class.
- Practice logs will not be required. Demonstration of skill in class will be proof of a student's practice.

Participation Expectations:

- Class materials brought to class and used appropriately (instrument, book, pencil, etc.)
- If a student forgets to bring his/her instrument or book to school, students **SHOULD STILL ATTEND BAND CLASS** that day.
- Following directions, effort towards improving skill mastery
- Individual or group assignments given and executed during class time
- Examples:
 - Marking in music (counts, fingerings, breath marks, rehearsal markings, etc. as instructed)
 - Individual practice or "airplay" of specific section of music
 - Clapping or performing exercises in class
- At-home practice of weekly assignments
 - Examples: Bingo, skills check, scavenger hunt, recording short video performance, other music activities
- Individual and group performances at school concerts and other scheduled events*
**hopefully to be added later in the school year when allowable per COVID-19 guidelines*

Safety protocols:

- Students will wear a regular masks in class when not playing their instrument (percussion and bass students will wear masks the entire time)
- Students will have a mask to use specifically altered for playing their instrument, with a slit cut near the mouth to allow students access to their mouthpiece while wearing the designated mask.
- Students will be provided an “instrument mask” and/or bell cover for their instrument. These items will need to be laundered at home and MUST be brought to class in order for the student to be able to play.
- Students will be kept 6 feet or more apart. We will have class outside whenever possible.
- Time spent playing wind instruments will be kept under 30 total minutes. Other instructional activities and methods will be used during the class as well.
- Students may have class with a few additional students than are in their regular classroom groups. Students will stay distanced and be seated only next to students they already are in contact with.
- This past spring and summer a large international study was begun to learn more about safe participation in the performing arts during this pandemic. The study is still ongoing and expanding. Researchers have published a couple rounds of preliminary information to guide schools and community arts programs to a path of safe return. The industry standard protocols come from this study. I have linked a video presentation by several of the involved scientists and researchers below.
 - International Coalition of Performing Arts Aerosol Study, August 2020 summary: <https://youtu.be/u8JgK-vA8Qc>
 - The entire video presentation is about an hour and 15 minutes. You are welcome to watch and digest the entire video if you like. It is very interesting, and very science-y.
 - Here are some sections (time stamps from the video) to check out quickly that address and explain some pertinent information for instrumental music classes, including most of our safety protocols, if you don't wish to watch it all:
 - **Beginning – 1:10** Introduction of the study and its importance
 - **10:00 - 11:00** Illustration of human transmission of aerosol cloud while speaking
 - **15:00** Graph of aerosol emissions concentration without mask vs. with a mask
 - **17:45 – 18:15** Data for effectiveness of mask on controlling aerosol emissions during vocalization (speaking, singing, acting/theatre, etc.)
 - **40:20** General considerations determined as preliminary result of the study and data
 - **42:35 - 45:55** Takeaways, what we can do to mitigate transmission
 - **46:33 – 47:06** A mask to wear while playing a wind instrument, making a small slit to allow using your mouth on the instrument while helping to control the emissions of aerosols from the mouth near the mouthpiece.
 - **55:00 – 56:10** Importance of wearing a mask for any and all speaking (by teachers, students, etc.) inside the classroom or indoor space



Scan with QR
reader on
phone
to load video

BLS Band Program Registration

6th, 7th, 8th grade band 2020 - 2021

To enroll your student in the band program, please sign and return (to Lauren Tucker via email or the BLS office) this form by Monday September 28th.

We plan to start band classes the week of September 28th. Once I receive your registration form, I will send an email confirming class times and any additional details.

Payments may be turned in to Lauren Tucker at BLS (or by mailing to Alter HS at the address below). First payment is due October 1.

Please make check or money order payable to:

Alter Elementary Band Program
940 E. David Rd
Kettering, OH 45429

I, _____ (parent/guardian) have read, understand and agree with the policies and expectation of the BLS Band Program listed in my information packet. I also understand that my student will be held accountable for the detailed expectations.

Please check appropriate choice

****keep of copy of this for your records and note your payment dates/amounts selected***

1 student @ \$200.00

____ 1 payment of \$200 due Oct 1

____ 2 payments of \$100 due Oct 1 and Feb 1

additional students @ \$150.00 ea.

____ 1 payment of \$150 due (in addition to amount from 1st student above) Oct 1

____ 2 payments of \$75 due (in addition to amount from 1st student above) Oct 1 and Feb 1

Student Name _____

School _____ Grade: _____ Instrument _____

Parent/Guardian Name _____

Signature _____

Phone contact _____ email contact _____

The majority of communication regarding the band program will be via email, please list the email address you check regularly.